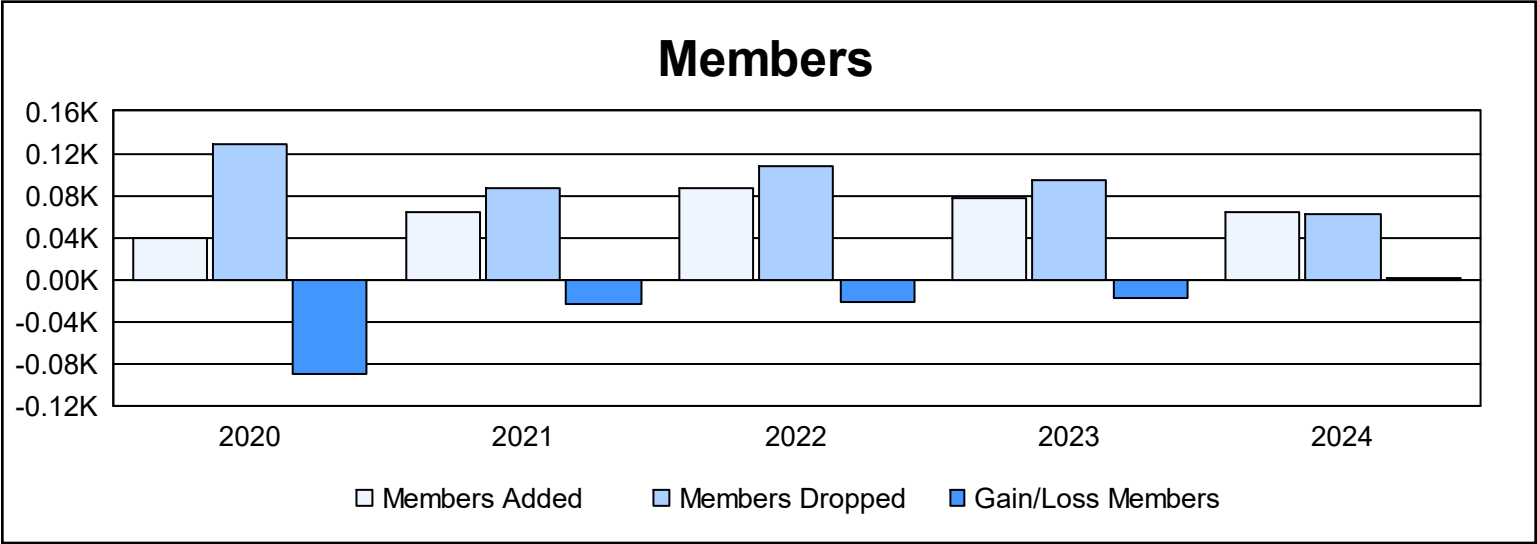
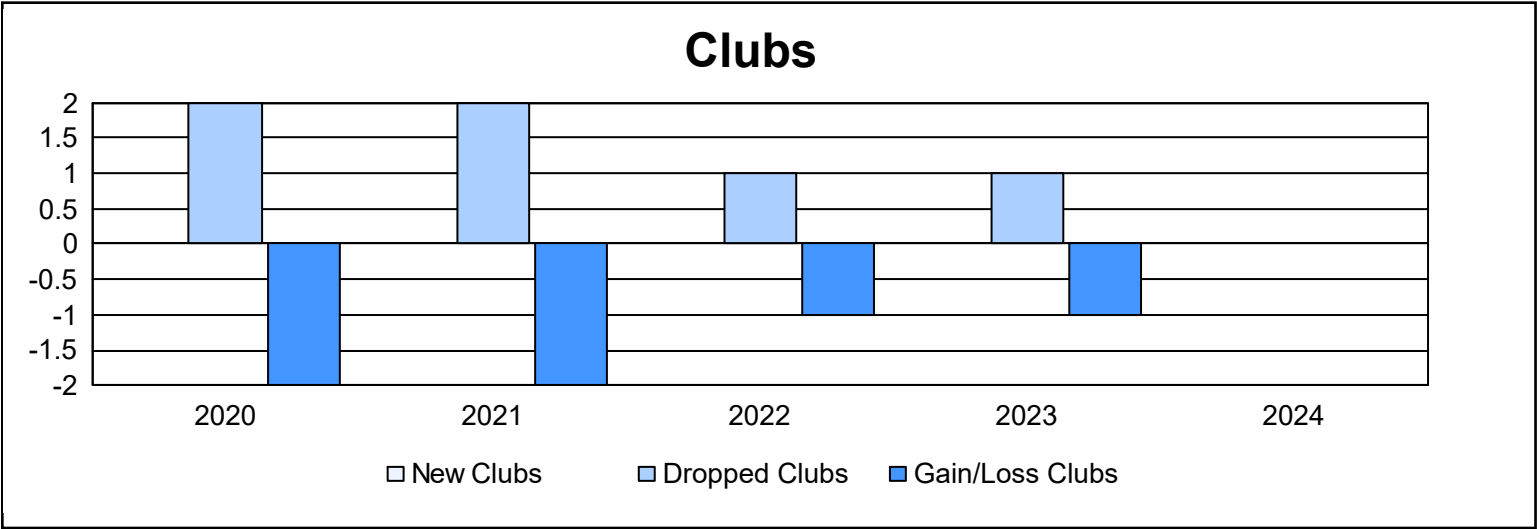
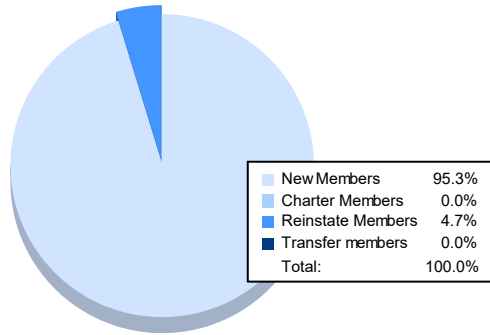


Year	New Clubs	Dropped Clubs	Gain/ Loss Clubs	New Members	Charter Members	Reinstate Members	Transfer Members	Total Member Added	Total Members Dropped	Gain/ Loss Members
2019-2020	0	2	-2	34	1	3	1	39	129	-90
2020-2021	0	2	-2	48	0	10	6	64	87	-23
2021-2022	0	1	-1	80	0	7	0	87	108	-21
2022-2023	0	1	-1	69	0	5	3	77	94	-17
2023-2024	0	0	0	61	0	3	0	64	63	1
Average	0	1	-1	58	0	6	2	66	96	-30



### Membership Composition June 2024 Cumulative



### Gender Composition June 2024 Cumulative

